



Agenda Item 5

USM New Company Formation – July to December 2013 Report



BOARD OF REGENTS

SUMMARY OF ITEM FOR ACTION
INFORMATION OR DISCUSSION

TOPIC: USM New Company Formation – July to December 2013 Report (information item)

COMMITTEE: Economic Development and Technology Commercialization

DATE OF COMMITTEE MEETING: March 27, 2014

SUMMARY: As part of a series of initiatives to accelerate technology transfer and entrepreneurship, the USM has put a process in place to regularly monitor new company formation. The Committee will be briefed on new companies facilitated by the USM institutions for the reporting period July 1, 2013 through December 31, 2013.

ALTERNATIVE(S): This item is for information purposes.

FISCAL IMPACT: This item is for information purposes.

CHANCELLOR'S RECOMMENDATION: This item is for information purposes.

COMMITTEE RECOMMENDATION:

DATE:

BOARD ACTION:

DATE:

SUBMITTED BY: Joseph F. Vivona (301) 445-2783

University System of Maryland

New Company Formation

July 1, 2013 – December 31, 2013

Summary of New Companies Facilitated by USM Institutions by Tier

Tier 1: 4 total

- UMCP – Total: 3 licensed university-owned IP
- UMB – Total: 1 licensed university-owned IP

Tier 2: 54 total

- UMBC – Total 3: 2 are new companies in UMBC's cyber incubator and 1 is a new company in UMBC's life sciences incubator
- UMCP – Total 35: 15 companies received significant mentoring through the Fearless Founders Program at the Dingman Center; 2 received Venture Accelerator mentoring through MTEch and are members of MTEch's TERP Startup Lab; 2 received Venture Accelerator mentoring through MTEch; 9 received significant mentoring through the DC I-Corps Program through MTEch; 7 received significant mentoring through the NIH I-Corps Program through MTEch
- UMB – Total: 2 relocated from out-of-state to UMB's BioPark
- USMO – Total: 1 provided significant support to launch Collaborative Solutions Maryland (CSM). CSM was established to provide network-based services for the benefit of educational institutions in Maryland.
- SBTDCs – Total of 13 received significant mentoring (UMB - 6; UMCP - 4; Salisbury – 1; FSU - 2)
- Total Women-Owned: 5

Tier 3: 46 total

- UMCP – Total: 8 are new Dingman Center start-ups through Innovation Fridays
- SBTDCs – Total of 38 received counseling services (UMB - 5; UMCP - 15; Salisbury - 3; FSU - 15)

Tier 4: 11 total

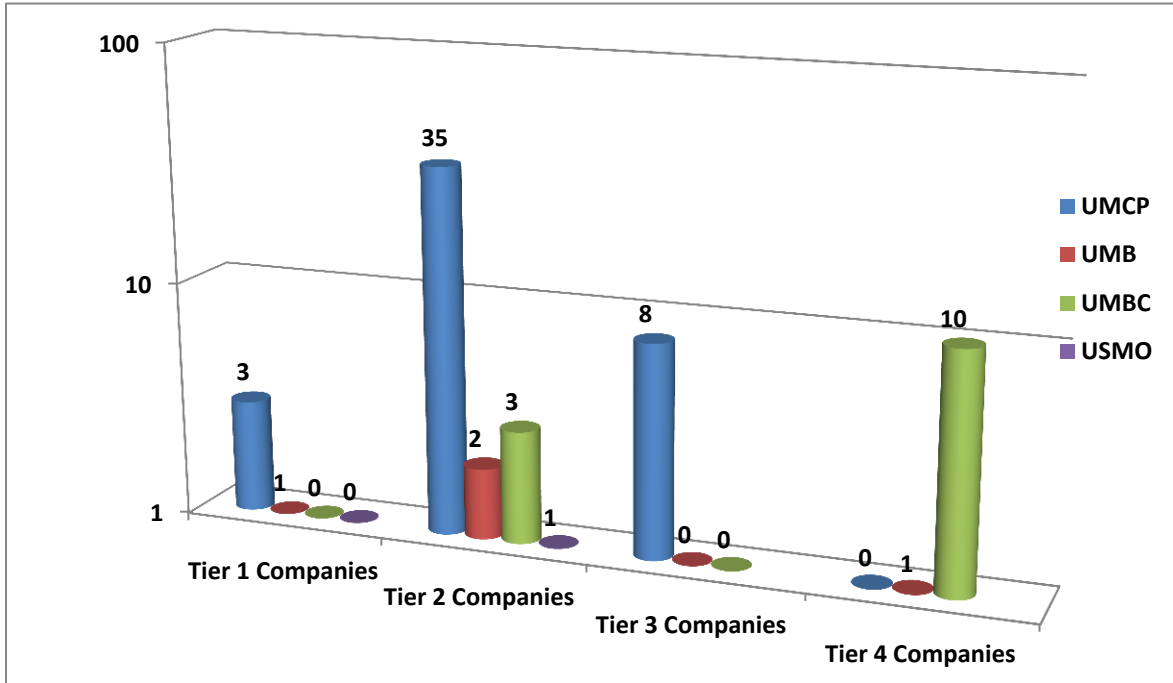
- UMBC – Total 10: 8 companies moved into UMBC's Incubator and 2 companies moved into UMBC's BioPark
- UMB – Total: 1 company moved into UMB's BioPark
- Total Women-Owned: 3

University System of Maryland

New Company Formation

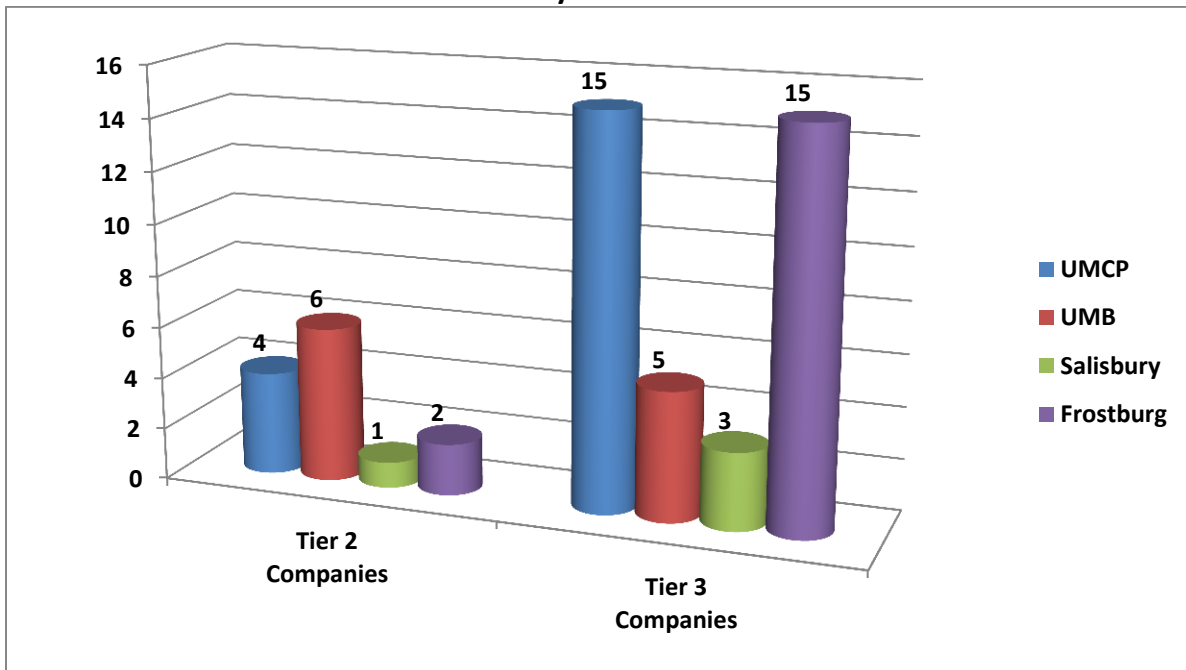
July 1, 2013 – December 31, 2013

New Companies Facilitated by USM Institutions (excluding SBTDCs)



Note: The scale for the Y-axis is logarithmic.

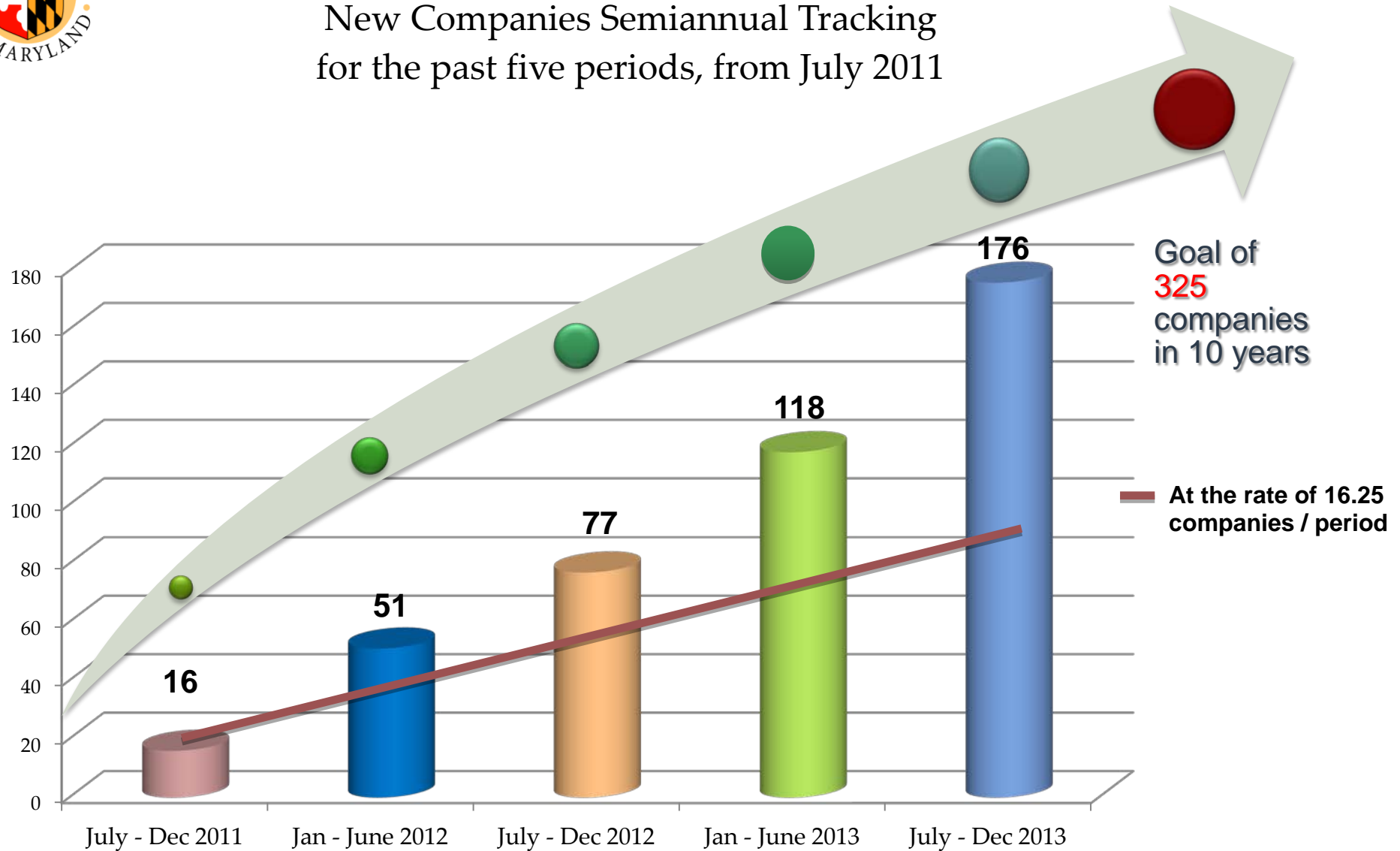
New Companies Created through the Small Business Development Centers (SBTDCs) By Institution





University System of Maryland

New Companies Semiannual Tracking for the past five periods, from July 2011



Cumulative Data, including SBTDC Companies